

ELECTRICAL DESIGN GROUP

ELECTRICAL BUILDING SERVICES CONSULTANTS

P.O. Box 15, SHERWOOD Q. 4075

Phone: (07) 3278 4375 Fax: (07) 3716 0222

Web Site: www.edg.net.au Email: brisbane@edg.net.au

C3284a - EAGERS MT GRAVATT - MITSUBISHI & KIA


C3284a-0002(C).xls

ELECTRICAL EQUIPMENT SCHEDULE

REVISION C - 18 NOVEMBER 2024

THE EQUIPMENT SUPPLIER CONTACT DETAILS MAY BE AVAILABLE ON THE EDG WEBSITE VIA THE FOLLOWING LINK
www.edg.net.au/links.html

TYPE	LAMPS	DESCRIPTION	COLOUR / ACCESSORY	CATALOGUE No	REV
L1	RED LED	FLUSH RECESSED LED FLEX AS PER THE L1 LIGHTING ELEVATION C/W REMOTE DRIVER / POWER SUPPLY MOUNTING AS PER THE ARCHITECTURAL DETAIL	RED	HAWKO PH VB 1617F C/W SERRATED MOUNTS AS REQUIRED	A
L2	3000K LED 25W / M	FLUSH CEILING RECESSED EXTRUSION C/W OPAL DIFFUSER REMOTE DRIVERS	POWDER COATED	HAWKO H3535RC	A
L3	3000K LED 25W / M	FLUSH RECESSED EXTRUSION C/W OPAL DIFFUSER RUNNING VERTICALLY AS PER THE ELEVATIONS. ALLOW THE L3 TO BE CURVED AND RUN INTO THE L2 ABOVE REMOTE DRIVERS	POWDER COATED	HAWKO H3535RC	A
L4	2 X 22W 4000K LED EACH	TWO HEAD RECTANGULAR DOWNLIGHT FITTING C/W REMOTE DRIVER MOUNT THE FITTING IN THE CEILING RECESS	BLACK	GAMMA ILLUMINATION SNOVO 1607-2L*4K*22W	A
L5	60W 4000K LED	RECESSED ADJUSTABLE SQUARE DOWNLIGHT C/W REMOTE DRIVER	BLACK	GAMMA ILLUMINATION LEPLEX 1082-VWFL-4K-60W	C
L6	28W 4000K LED	RECESSED ADJUSTABLE SQUARE DOWNLIGHT C/W REMOTE DRIVER	BLACK	GAMMA ILLUMINATION LEPLEX 1080-WFL-4K-28W	C
L7	60W LED 3000K	SUSPENDED PENDANT	HIGH GLOSS BLACK	EQUAL TO CARAVAGGIO P3	A
L8	3750 LUMEN 4000K LED	600 X 600 LAY IN FLAT PLATE LED FITTING C/W REMOTE DRIVER MOUNTED IN THE CEILING T BAR	WHITE TRIM	SAL LIGHTING S9784/606TC/DP2	A
L9	3750 LUMEN 4000K LED	600 X 600 LAY IN FLAT PLATE LED FITTING C/W REMOTE DRIVER AND A PB RECESS KIT	WHITE TRIM	SAL LIGHTING S9784/606TC/DP2 + PB KIT	A
L10	2000 LUMEN 4000K LED	RECESSED DOWNLIGHT C/W REMOTE DRIVER	WHITE TRIM	EQUAL TO FAGERHULT PLEIAD 165	A
L11	1200LUMENS 4000K LED	RECESSED DOWNLIGHT C/W REMOTE DRIVER	WHITE	SAL LIGHTING ECOSTAR S9048TC	A
L12	24W 4000K LED	RECESSED DOWNLIGHT C/W REMOTE DRIVER	WHITE	SAL LIGHTING RENMARK S9083R35TC/DP - 24/35W	A



C3284a - EAGERS MT GRAVATT - MITSUBISHI & KIA


C3284a-0002(C).xls

ELECTRICAL EQUIPMENT SCHEDULE

REVISION C - 18 NOVEMBER 2024

THE EQUIPMENT SUPPLIER CONTACT DETAILS MAY BE AVAILABLE ON THE EDG WEBSITE VIA THE FOLLOWING LINK
www.edg.net.au/links.html

TYPE	LAMPS	DESCRIPTION	COLOUR / ACCESSORY	CATALOGUE No	REV
L13	16W / M 5700K LED CRI 90	ROD SUSPENDED RECTANGULAR EXTRUSION C/W INTEGRAL DRIVER AND OPAL DIFFUSER	SILVER	HAWKO H5075C	C
L14	60W 4000K LED	RECESSED 54 DEG DOWNLIGHT C/W REMOTE DRIVER	WHITE	EQUAL TO GAMMA ILLUMINATION COBALT 1444-3K-60W	A
L15	40W 4000K LED	REPLACE THE EXISTING EXTERNAL WALL LIGHTS WITH NEW FITTINGS WITH THE POSITION S ADJUSTED TO REFLECT THE NEW WALL LAYOUT. UTILISE THE EXISTING CIRCUIT TO SUPPLY THE NEW L15 FITTINGS.	BLACK	RAPID HORNET-40	C
L16	180W 4000K LED	REPLACE THE EXISTING CARPARK LIGHTS UTILISING THE EXISTING POLES . PROVIDE THE NECESSARY MOUNTING BRACKETS TO ALLOW THE NEW FITTINGS TO BE MOUNTED ON THE EXISTING POLES	BLACK	RAPID MAVERICK 180 - R10504	C
E1	LED	EMERGENCY LIGHT: RECESSED NON-MAINTAINED EMERGENCY LIGHT. AS2293 CLASSIFICATION C0-D40 - C90-D40.	WHITE	CLEVERTRONICS CLIFE-BKL	A
E2	LED	EMERGENCY LIGHT: RECESSED NON-MAINTAINED EMERGENCY LIGHT. AS2293 CLASSIFICATION C0-D40 - C90-D40.	BLACK	CLEVERTRONICS CLIFE	A
EX	LED	EXIT LIGHT: MAINTAINED 24M VIEWING DISTANCE EXIT LIGHT C/W DIFFUSERS & DIRECTIONAL ARROWS AS SHOWN AND A IP56 HOUSING CEILING OR WALL MOUNT BETWEEN 2100mm & 2700mm AFFL IF THERE IS NO VERTICAL SURFACE TO MOUNT THE FITTING ON WITHIN THIS RANGE CONFIRM THE MOUNTING HEIGHT WITH THE ENGINEER. AS2293 CLASSIFICATION C0- D3.2 - C90-E2.	WHITE LOGO GREEN BACKGROUND WHITE BODY	CLEVERTRONICS LUB PRO SM	A
EX BK	LED	EXIT LIGHT: MAINTAINED 24M VIEWING DISTANCE EXIT LIGHT C/W DIFFUSERS & DIRECTIONAL ARROWS AS SHOWN AND A IP56 HOUSING CEILING OR WALL MOUNT BETWEEN 2100mm & 2700mm AFFL IF THERE IS NO VERTICAL SURFACE TO MOUNT THE FITTING ON WITHIN THIS RANGE CONFIRM THE MOUNTING HEIGHT WITH THE ENGINEER. AS2293 CLASSIFICATION C0- D3.2 - C90-E2.	WHITE LOGO GREEN BACKGROUND BLACK BODY	CLEVERTRONICS LUB PRO SM BLK	A
ONE-WAY LIGHT SWITCH		ONE-WAY LIGHT SWITCH C/W CIRCUIT IDENTIFICATION ON THE FACEPLATE BEHIND THE SURROUND MOUNTED AT 1000mm AFFL UNLESS NOTED OTHERWISE.	WHITE	CLIPSAL C2000 SERIES FACEPLATE	A
LIGHTING CONTROL SWITCH PANEL (SP1)		WALL MOUNTED MULTI GANG SWITCH PANEL TO CONTAIN LABELLED SWITCHES AS PER THE SP1 DETAIL. PROVIDE BLACK ENGRAVING ON THE FACEPLATE TO INDICATE THE SWITCH USE. PROVIDE A SHOP DRAWING OF SP1 FOR APPROVAL.	STAINLESS STEEL	CLIPSAL B SERIES	A



ELECTRICAL DESIGN GROUP

ELECTRICAL BUILDING SERVICES CONSULTANTS

P.O. Box 15, SHERWOOD Q. 4075

Phone: (07) 3278 4375 Fax: (07) 3716 0222

Web Site: www.edg.net.au Email: brisbane@edg.net.au


C3284a - EAGERS MT GRAVATT - MITSUBISHI & KIA

C3284a-0002(C).xls

ELECTRICAL EQUIPMENT SCHEDULE

REVISION C - 18 NOVEMBER 2024

THE EQUIPMENT SUPPLIER CONTACT DETAILS MAY BE AVAILABLE ON THE EDG WEBSITE VIA THE FOLLOWING LINK www.edg.net.au/links.html					
TYPE	LAMPS	DESCRIPTION	COLOUR / ACCESSORY	CATALOGUE No	REV
LIGHTING CONTROL SWITCH PANEL (SP2)		WALL MOUNTED MULTI GANG SWITCH PANEL TO CONTAIN LABELLED SWITCHES AS PER THE SP2 DETAIL. PROVIDE BLACK ENGRAVING ON THE FACEPLATE TO INDICATE THE SWITCH USE. PROVIDE A SHOP DRAWING OF SP2 FOR APPROVAL.	STAINLESS STEEL	CLIPSAL B SERIES	A
LIGHTING CONTROL SWITCH PANEL (SP3)		WALL MOUNTED MULTI GANG SWITCH PANEL TO CONTAIN LABELLED SWITCHES AS PER THE SP3 DETAIL. PROVIDE BLACK ENGRAVING ON THE FACEPLATE TO INDICATE THE SWITCH USE. PROVIDE A SHOP DRAWING OF SP3 FOR APPROVAL.	STAINLESS STEEL	CLIPSAL B SERIES	A
CHANNEL x		CONTROL CHANNEL WITH A NUMERICAL REFERENCE. REFER TO THE POWER AND LIGHTING CONTROL SCHEMATIC / SCHEDULE			A
SINGLE POWER OUTLET		SINGLE POWER OUTLET C/W CIRCUIT IDENTIFICATION ON THE FACEPLATE BEHIND THE SURROUND MOUNT AT 300 AFFL U.N.O.	WHITE	CLIPSAL C2000 SERIES	A
DOUBLE POWER OUTLET		DOUBLE POWER OUTLET C/W CIRCUIT IDENTIFICATION ON THE FACEPLATE BEHIND THE SURROUND MOUNT AT 300 AFFL U.N.O	WHITE	CLIPSAL C2000 SERIES	A
TABLE POWER OUTLET (TPO)		DOUBLE 10 AMP POWER OUTLET C/W USB-A AND USB-C CHARGING PORTS MOUNTED INTO THE TOP OF THE TABLE AS PER THE ARCHITECTURAL DETAIL	WHITE	OE ELSAFE PIP 3 649006	A
EV CHARGER (EVC)		CONNECT THE 80AMP SUPPLY TO THE KIA EV CHARGER AS PER THE EV CHARGER INSTRUCTIONS			A
8 INCH 15 WATT RECESSED BACKGROUND MUSIC SPEAKER		NEW BACKGROUND MUSIC RECESSED 8 INCH DUAL CONE SPEAKER C/W 100V MULTI-TAP TRANSFORMER AND FLUSH GRILLE. CABLE THE SPEAKERS TOGETHER IN THE NOMINATED ZONE WIRED BACK TO THE RACK CR-A	WHITE UNLESS NOTED AS BLACK	AUDIO TELEX QF8CS BLACK AS REQUIRED	C
CAT 6 COMMUNICATIONS OUTLET		RJ45 CAT-6 COMMUNICATIONS OUTLET, CABLED BACK TO THE COMMUNICATIONS RACK CR-A TERMINATED ONTO FACILITY PATCH PANELS VIA 4-PAIR CAT-6 UTP CABLE. MOUNT UP TO 3 RJ45 OUTLETS PER MULTI-GANG FACEPLATE WITH SEPARATE PERMANENT LABELLING FOR EACH OUTLET. MOUNT AT 300 AFFL U.N.O.	WHITE GENERAL WORKSHOP BLACK	CLIPSAL C2000 SERIES KRONE JACK C/W SHUTTER	A
DB-1		UPGRADE THE EXISTING DISTRIBUTION BOARD DB-1 AS NECESSARY TO ACCOMMODATE THE CIRCUIT MODIFICATIONS AND ADDITIONS REFER TO THE NOTES AND DISTRIBUTION BOARD DB-1 SCHEDULE FOR ADDITIONAL INFORMATION AND REQUIREMENTS. REMOVE ALL EXISTING CIRCUITS AND CABLING MADE REDUNDANT BY THE WORKS.			A
DB-2		UPGRADE THE EXISTING DISTRIBUTION BOARD DB-2 AS NECESSARY TO ACCOMMODATE THE CIRCUIT MODIFICATIONS AND ADDITIONS REFER TO THE NOTES AND DISTRIBUTION BOARD DB-2 SCHEDULE FOR ADDITIONAL INFORMATION AND REQUIREMENTS. REMOVE ALL EXISTING CIRCUITS AND CABLING MADE REDUNDANT BY THE WORKS.			A



ELECTRICAL DESIGN GROUP

ELECTRICAL BUILDING SERVICES CONSULTANTS

P.O. Box 15, SHERWOOD Q. 4075

Phone: (07) 3278 4375 Fax: (07) 3716 0222

Web Site: www.edg.net.au Email: brisbane@edg.net.au

C3284a - EAGERS MT GRAVATT - MITSUBISHI & KIA

C3284a-0002(C).xls

ELECTRICAL EQUIPMENT SCHEDULE

REVISION C - 18 NOVEMBER 2024

THE EQUIPMENT SUPPLIER CONTACT DETAILS MAY BE AVAILABLE ON THE EDG WEBSITE VIA THE FOLLOWING LINK
www.edg.net.au/links.html

TYPE	LAMPS	DESCRIPTION	COLOUR / ACCESSORY	CATALOGUE No	REV
DB-3		UPGRADE THE EXISTING DISTRIBUTION BOARD DB-3 AS NECESSARY TO ACCOMMODATE THE CIRCUIT MODIFICATIONS AND ADDITIONS REFER TO THE NOTES AND DISTRIBUTION BOARD DB-3 SCHEDULE FOR ADDITIONAL INFORMATION AND REQUIREMENTS. REMOVE ALL EXISTING CIRCUITS AND CABLING MADE REDUNDANT BY THE WORKS.			A
MSB		REPLACE THE EXISTING CARPARK MSB AND PROPERTY POLE WITH A NEW 3 PHASE 80A MSB AND PROPERTY POLE REFER TO THE MSB SCHEMATIC AND NOTES FOR ADDITIONAL INFORMATION AND REQUIREMENTS. PROVIDE A SHOP DRAWING OF THE MSB FOR APPROVAL.			A
MSSB		SHOWROOM MECHANICAL SERVICES SWITCHBOARD PROVIDED BY THE MECHANICAL SUB CONTRACTOR. COORDINATE THE SUBMAIN CONNECTION WITH THE MECHANICAL SUB CONTRACTOR ON SITE.			A
FLOOR BOX (FB1)		INSITU FLUSH FLOOR BOX C/W A DOUBLE GPOS+ 2 COMMUNICATIONS OUTLETS ON THE SAME FACEPLATE . PROVIDE A 32 DIA CONDUIT C/W A SPARE DRAW WIRE FROM THE REAR OF THE COMMUNICATIONS FACEPLATE TO THE CEILING SPACE ABOVE THE COMMUNICATIONS RACK CR-A. PROVIDE THE GPOS AND COMMUNICATIONS OUTLETS AS PER THE STANDARD DESCRIPTIONS.	STAINLESS STEEL	ECD FB2SHD	A
FLOOR BOX (FB2)		EXISTING FLOOR BOX TO REMAIN AS IS			A
SIGN OUTLET		COORDINATE THE LOCATION AND CONNECTION WITH THE SIGN CONTRACTOR ENSURING THE GPO / ISOLATORS ARE PROVIDED WITH APPROPRIATE WEATHER PROTECTION AND ARE CONCEALED FROM VIEW.			A
COMMUNICATIONS RACK CR-A		REMOVE THE EXISTING 110CABLING SYSTEM AND PROVIDE A NEW FULL HEIGHT 19 INCH RACK C/W CAT 6 PATCH PANELS TO ACCOMMODATE THE THE RECONNECTION OF THE EXISTING AND NEW COMMUNICATION CABLING . REMOVE ALL REDUNDANT CABLING AND 110 SYSTEM.			C